

Period 12 - March 2012 Leadership Group Financial Schedules

Schedule 1

| | Year to Date | | | | Current Annual Budget | Original Approved Budget |
|--|---------------|---------------|--------------|------------|-----------------------------|--------------------------------|
| | Actual | Budget | Variance | Variance | | |
| | £'000 | £'000 | £'000 | % | | |
| Parliamentary Service Costs (Schedule 2) | 38,295 | 38,803 | 508 | 1.3 | 38,803 | 39,302 |
| Members' Costs (Schedule 2) | 25,976 | 26,968 | 992 | 3.7 | 26,968 | 23,984 |
| Commissioners & Ombudsman Costs (Schedule 2) | 8,263 | 8,615 | 352 | 4.1 | 8,615 | 8,447 |
| Sub Total | 72,535 | 74,386 | 1,851 | 2.5 | 74,386 | 71,333 |
| Reserves - SPCB Contingency | 0 | 0 | 0 | n/a | 0 | 2,500 |
| Gross Revenue Expenditure | 72,535 | 74,386 | 1,851 | 2.5 | 74,386 | 74,233 |
| Less Income (PS) | (242) | (225) | 17 | (7.6) | (225) | (240) |
| Net Revenue Expenditure | 72,293 | 74,161 | 1,868 | 2.5 | 74,161 | 73,993 |
| Capital Expenditure (Schedule 3) | 1,276 | 1,300 | 24 | 1.9 | 1,300 | 1,300 |
| TOTAL EXPENDITURE | 73,568 | 75,461 | 1,893 | 2.5 | 75,461 | 75,293 |

Schedule 2

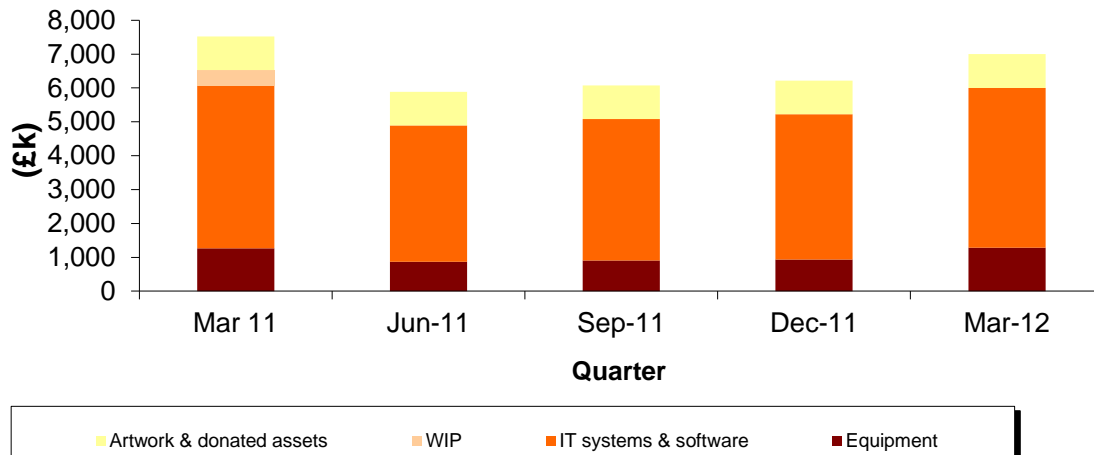
| | Actual £'000 | Year-to-date Budget £'000 | Variance £'000 | Variance % | Current Annual Budget £'000 | Original Approved Budget £'000 |
|---|-----------------|---------------------------------|-------------------|---------------|--------------------------------------|---|
| <u>Parliamentary Service Costs</u> | | | | | | |
| Staff Pay | 21,632 | 21,692 | 60 | 0.3 | 21,692 | 22,378 |
| Staff Related Costs | 567 | 707 | 140 | 19.8 | 707 | 916 |
| Property Costs | 7,539 | 7,458 | (81) | (1.1) | 7,458 | 7,433 |
| Running Costs | 6,778 | 7,121 | 343 | 4.8 | 7,121 | 7,675 |
| Parliamentary Service Costs excluding Projects | 36,517 | 36,979 | 462 | 1.2 | 36,979 | 38,402 |
| Revenue Projects (Schedule 3) | 1,778 | 1,824 | 46 | 2.5 | 1,824 | 900 |
| Total PS Revenue Costs | 38,295 | 38,803 | 508 | 1.3 | 38,803 | 39,302 |
| <u>Members' Costs</u> | | | | | | |
| MSP & Officeholders' Pay | 13,183 | 13,203 | 20 | 0.1 | 13,203 | 10,950 |
| MSP Expenses | 12,368 | 13,322 | 955 | 7.2 | 13,322 | 12,472 |
| Party Assistance | 425 | 443 | 17 | 3.9 | 443 | 562 |
| Total | 25,976 | 26,968 | 992 | 3.7 | 26,968 | 23,984 |
| <u>Commissioners & Ombudsman</u> | | | | | | |
| Ethical Standards Commission | 822 | 852 | 30 | 3.6 | 852 | 852 |
| Standards Commission | 252 | 252 | (0) | (0.0) | 252 | 252 |
| Human Rights Commission | 964 | 960 | -4 | -0.5 | 960 | 960 |
| Scottish Information Commissioner | 1,755 | 1,757 | 2 | 0.1 | 1,757 | 1,517 |
| Public Services Ombudsman | 3,267 | 3,535 | 268 | 7.6 | 3,535 | 3,367 |
| Commissioner for Children | 1,203 | 1,249 | 46 | 3.7 | 1,249 | 1,249 |
| Reserves - C&O Contingency | 0 | 10 | 10 | n/a | 10 | 250 |
| Total | 8,263 | 8,615 | 352 | 4.1 | 8,615 | 8,447 |

Period 12 - March 2012 Leadership Group Financial Schedules

| Revenue Projects P40000 | YTD | YTD | Variance | Variance | Current | Original |
|---|--------------|--------------|--------------|------------|--------------|--------------|
| | Actual | Budget | | | Annual | Approved |
| <u>Project Description</u> | <u>£'000</u> | <u>£'000</u> | <u>£'000</u> | <u>%</u> | <u>£'000</u> | <u>£'000</u> |
| ITC Security Assessment | 5 | 8 | 3 | 34.7 | 8 | 15 |
| Election 2011 (BIT) | 42 | 43 | 1 | 2.2 | 43 | 43 |
| Election Planning 2011 (FM) | 308 | 308 | 0 | 0.0 | 308 | 207 |
| SPCB Carbon Management Plan | 121 | 121 | (0) | (0.2) | 121 | 100 |
| Web Development Project | (37) | 0 | 37 | n/a | 0 | 0 |
| Technical Services | 20 | 20 | (0) | (1.5) | 20 | 0 |
| Voice & Data Comm. Contract | 27 | 25 | (2) | (7.3) | 25 | 0 |
| Revenue Change Requests | 678 | 685 | 7 | 1.0 | 685 | 230 |
| Roof Access System | 109 | 109 | 0 | 0.4 | 109 | 0 |
| External Security Facility Design Costs | 505 | 505 | 0 | 0.0 | 505 | 305 |
| Total Revenue Projects | 1,778 | 1,824 | 46 | 2.5 | 1,824 | 900 |

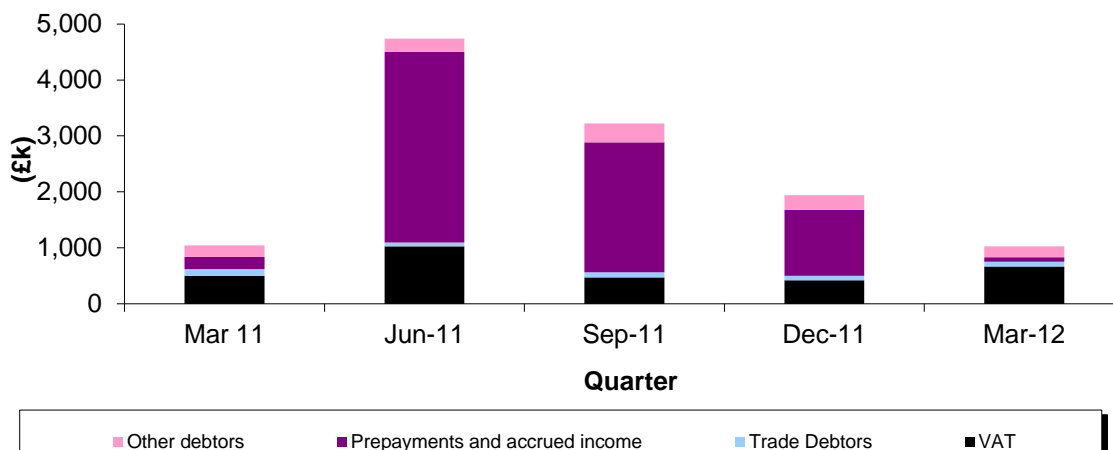
| Capital Projects P50000 | YTD | YTD | Variance | Variance | Current | Original |
|---|--------------|--------------|--------------|------------|--------------|--------------|
| | Actual | Budget | | | Annual | Approved |
| <u>Project Description</u> | <u>£'000</u> | <u>£'000</u> | <u>£'000</u> | <u>%</u> | <u>£'000</u> | <u>£'000</u> |
| Misc. Systems Improvements | 14 | 22 | 8 | 35.7 | 22 | 163 |
| Finance Change Programme: CORE and Members' Publication | 33 | 33 | 0 | 0.2 | 33 | 0 |
| Enhance Desktop Provision | 77 | 77 | 0 | 0.5 | 77 | 100 |
| Server Replacement Programme | 169 | 170 | 1 | 0.8 | 170 | 110 |
| Blackberry Refresh | 18 | 27 | 9 | 34.3 | 27 | 42 |
| Server Virtualisation | 34 | 35 | 0 | 0.2 | 35 | 0 |
| Laptop Replacement | 131 | 131 | 0 | 0.1 | 131 | 140 |
| Chamber Sound & Voting System | 77 | 78 | 1 | 1.6 | 78 | 300 |
| Wireless Sound System | 50 | 50 | 0 | 0.4 | 50 | 0 |
| Election Project 2011 (BIT) | 320 | 325 | 5 | 1.6 | 325 | 300 |
| Digital Photography Archive & Artworks | 37 | 35 | (3) | (7.2) | 35 | 0 |
| MFD / Printers & Photocopiers | 317 | 318 | 1 | 0.3 | 318 | 145 |
| Total Capital Expenditure Budget | 1,276 | 1,300 | 24 | 1.9 | 1,300 | 1,300 |

Fixed Assets (Excluding Land & Buildings)



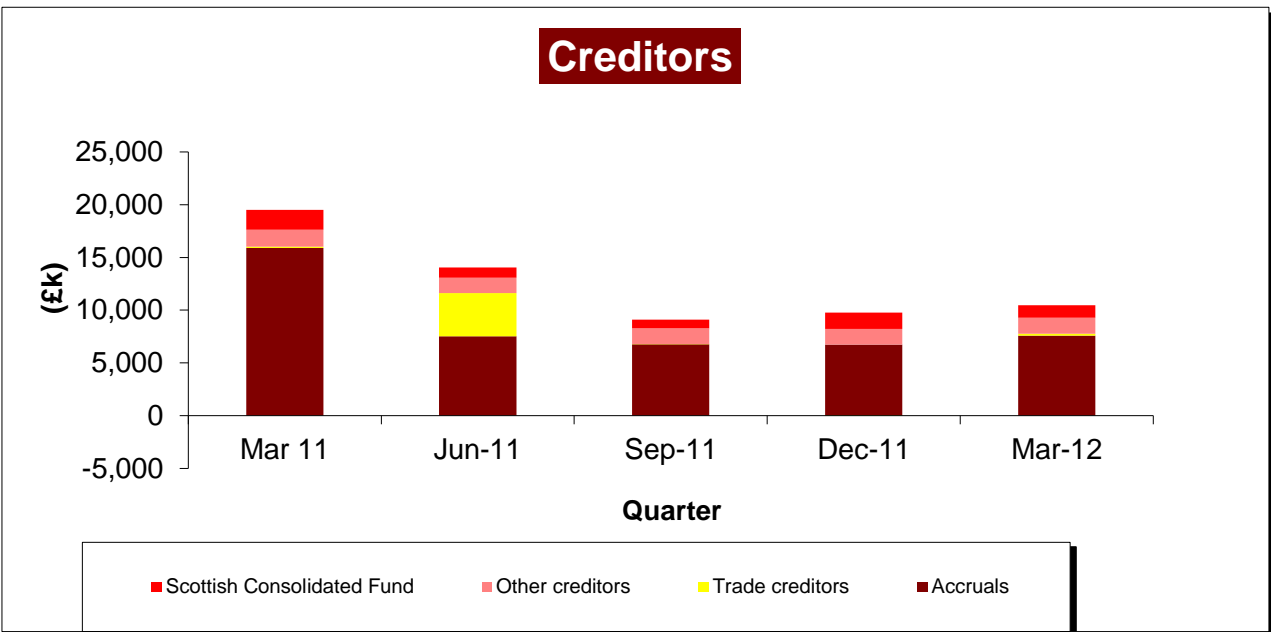
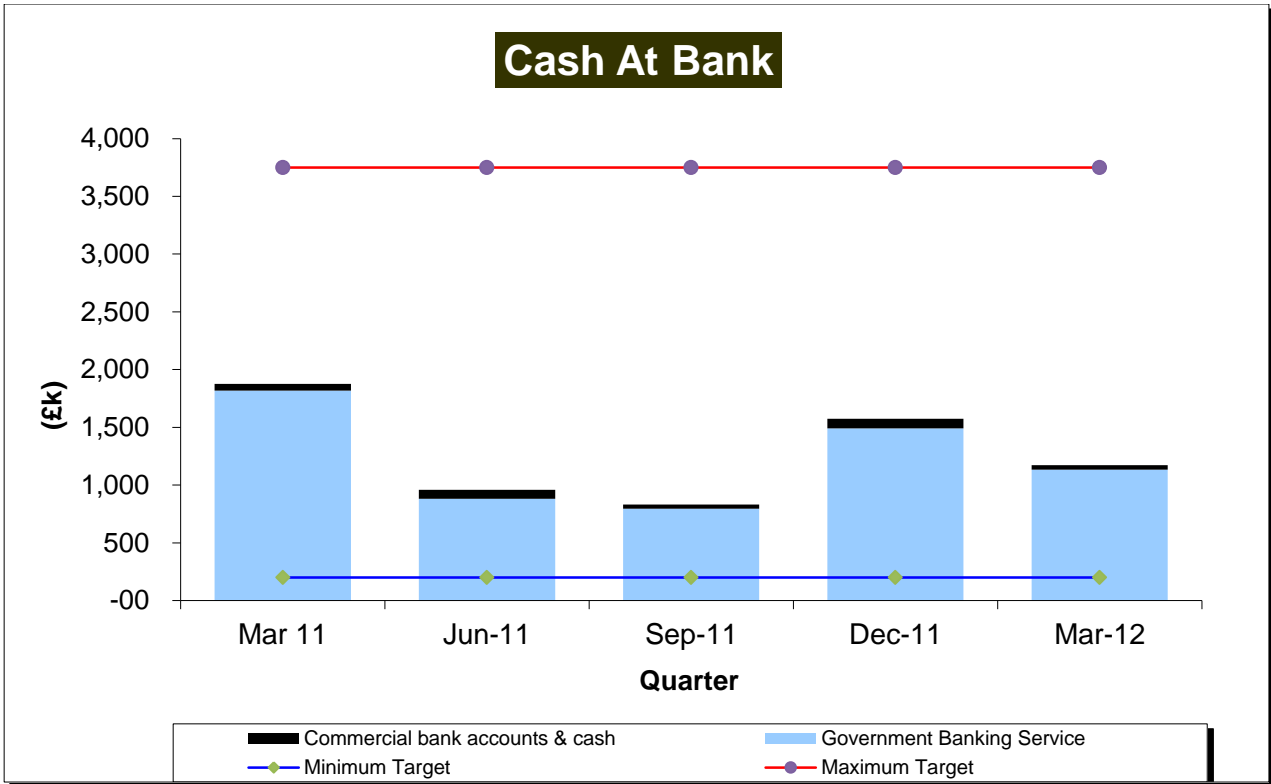
Land & Buildings professionally valued at £306.5m at 31 March 2010.
Annual depreciation is not included in the draft March 2012 figures

Debtors



Note

Prepayments are higher in June 2011 as a result of treatment of annual rates invoice.
VAT debtor is higher in June 2011 due to returns for two quarters being outstanding at end June (received July 2011).



Note

Accruals higher in March each year due to year end accruals in the annual accounts.
 Trade creditors increased in June 2011 due to inclusion of rates invoice, paid in September.
 SCF creditor higher in March each year - annual adjustment equal to bank balance.