


SVQs in the Scottish Social Service Sector 2017/18

March 2019



Contents

| | |
|--|-----------|
| Introduction | 3 |
| SSSC registration and SVQ demand | 4 |
| Table 1: Main practice qualifications and the relevant categories of the register | 4 |
| Part 1a Overview | 7 |
| Figure 1: Total Adults Registrations and Certifications 2012/13 to 2017/18 | 7 |
| Figure 2: Total Children and Young People Registrations and Certifications 2012/13 to 2017/18..... | 7 |
| Table 2: Registrations by framework and SCQF Level 2012/13 to 2017/18..... | 8 |
| Table 3: Certifications by framework and SCQF Level 2012/13 to 2017/18..... | 9 |
| Figure 3: Registrations and certifications by framework 2016/17 and 2017/18 | 10 |
| Table 4: Registrations and certifications by framework and SCQF Level 2016/17 and 2017/18 | 10 |
| Table 5: SVQ registrations and certifications by framework and SCQF Level 2014/15 – 2017/18..... | 12 |
| Part 1b: Registrations and certifications: proportional breakdown by framework, by qualification | 13 |
| Figures 4 and 5: Proportions of Adults registrations and certifications by qualification 2017/18 | 13 |
| Figures 6 and 7: Proportions of Children and Young People registrations and certifications by qualification 2017/18 | 15 |
| Part 1c: Modern Apprenticeships as a proportion of Scottish Vocational Qualification (SVQ) activity. | 16 |
| Table 6: Modern Apprenticeships in the SCQF framework | 16 |
| Table 7: MA proportions of total SVQ activity 2016/17 and 2017/18..... | 17 |
| Part 2a: Annual trends in registrations and certifications by framework and level | 18 |
| Figure 8: Adults SVQ registrations 2014/2015–2017/18..... | 18 |
| Figure 9: Children and Young People SVQ registrations 2014/15–2017/18 ... | 19 |
| Figure 10 Adults SVQ certifications 2014/15–2017/18 | 20 |
| Figure 11: Children and Young People SVQ certifications 2014/2015– 2017/2018 | 22 |
| Part 2b: Annual trends in Modern Apprenticeships as a proportion of SVQ activity | 23 |
| Table 8: MA proportions of total SVQ activity 2014/15-2017/18 | 23 |

Appendices..... 25

Appendix 1: SSSC Registrants qualification conditions (as at 03/12/2018) ... 25

Appendix 2: registrations and certifications by level and qualification 2014/15–
2017/18..... 27

Appendix 3: list of relevant qualifications..... 29

Appendix 4: mapping between 'old' pre-2014 qualifications and their new
equivalents..... 30

Introduction

The Scottish Social Services Council (SSSC) supports workforce planning in the social service sector by publishing information on the sector's workforce. This includes data on those undertaking qualifications relevant to work in the sector. This report sets out information on the uptake and completion of SVQs which we hope will help education and training providers, employers, employees and other partners involved in workforce development activities.

The report presents a detailed analysis of the entries (registrations) and awards (certifications) in relevant SVQs for the Adults and Children and Young People frameworks.

The data used in this report is provided on a quarterly basis by the Scottish Qualifications Authority (SQA) and covers new registrations and new certifications issued. The SSSC is the Scottish partner in Skills for Care & Development, which is the sector skills council for the social service sector. As such the SSSC is responsible for approving MA centres and dealing with all registrations and certifications in the two relevant frameworks. The data for this is held on the MA Online system, which is managed on behalf of all sector skills councils by the Federation for Industry Sector Skills & Standards (FISSS).

SSSC registration and SVQ demand

One of the SSSC's statutory functions is to regulate the social service workforce. It does this in part by maintaining a Register of those who work in the sector. The Register opened in 2003 to a small number of staff groups and since then, has gradually opened to different parts of the sector. The Register is qualification based (see appendix 1 for details of its categories, dates for mandatory registration and the percentage with a qualification condition).

Most people register before achieving the qualification requirement. Registrants who do this will have a qualification condition placed on their registration and will have to achieve the necessary qualification(s) within five years. Some categories of the Register will have the same requirements as others and table 1 below provides a breakdown of the main practice qualifications¹ used for registration and the categories of the Register they are relevant for.

Table 1: Main practice qualifications and the relevant categories of the register

| Main practice qualification requirement | Relevant categories of Register |
|--|--|
| SVQ Social Services (Children and Young People) at SCQF Level 9 | Managers of Residential Child Care Services |
| | Residential Child Care Workers with Supervisory responsibility |
| | Managers of a Residential School Care Accommodation (28 Services) |
| | Supervisors of a Residential School Care Accommodation (28 Services) |
| SVQ Social Services (Children and Young People) at SCQF Level 7 and HNC Social Services | All other Residential Child Care Workers |
| SVQ Social Services and Healthcare at SCQF Level 9 | Managers of Adult Day Care Services |
| | Managers of Care home Services for Adults |
| | Managers of a Housing Support Service |
| | Managers of a Care at Home Service |

¹ NB Those working as managers or supervisors will have additional managerial or supervisory qualifications.

| | |
|---|--|
| SVQ Social Services and Healthcare at SCQF Level 7 or HNC Social Services | Supervisors of Care Home Service for Adults |
| | Supervisors of a Housing Support Service |
| | Supervisors of a Care at Home Service |
| SVQ Social Services and Healthcare at SCQF Level 7 | Practitioners of Care Home Service for Adults |
| BA Childhood Practice or PDA Childhood Practice | Managers of Day Care of Children Services |
| SVQ Social Services (Children and Young People) level 7 or HNC Childhood Practice | Practitioners in Day Care of Children Services |
| SVQ Social Services and Healthcare at SCQF Level 6 or HNC Social Services | Support Workers of Care Home Service for Adults |
| | Workers in a Housing Support Service |
| | Workers of a Care at Home Service |
| SVQ Social Services (Children and Young People) at SCQF Level 6 or NC in Early Education and Childcare at SCQF Level 6 | Support workers of Day Care of Children Services |

As can be seen, SVQs at SCQF levels, 6, 7 and 9 are key qualifications for most registration categories. So sufficient provision of SVQs is essential in enabling social service workers to achieve their qualification and so maintain their registration. If they are unable to achieve the necessary qualification within five years then they will no longer be able to work in their post. The loss of staff in this way has an impact on the registrant themselves, the service and employer they work for, and most importantly the people who need and use the service.

Appendix 1 provides an estimate of the number of people who have a qualification condition in each category of the Register as of December 2018 (NB quarterly updates of registration data will be available from March 2019 on the SSSC Workforce Data website). The total number of such conditions is in excess of 60,000 however the actual number of individuals with a qualification condition is lower than that (approx. 54,000). This is because some registrants may be registered in more than one category and have the same qualification condition in each (for example the majority of staff working in care at home and housing support services have to be registered for both service types, as 70% of these services are run as a joint service).

The number of registrants with a qualification condition is expected to grow over the next two years. This is due to the deadline for compulsory registration for support workers (of whom there are approximately 60,000) in care at home and housing support services in September 2020. The day care of children workforce

will also expand as the Scottish Government policy to increase the free entitlement to early learning and childcare from 600 to 1,140 hours begins in 2020. All of this growth is expected to increase demand on SVQ training provision.

Part 1a Overview

Figure 1: Total Adults Registrations and Certifications 2012/13 - 2017/18

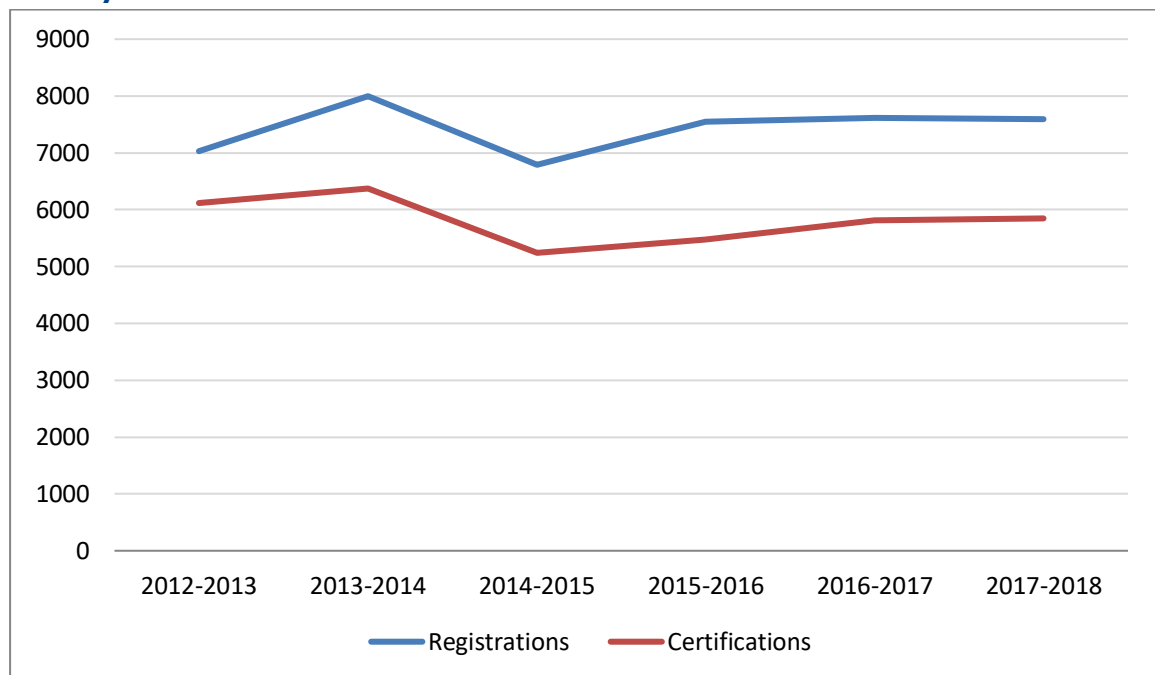


Figure 2: Total Children and Young People Registrations and Certifications 2012/13 - 2017/18

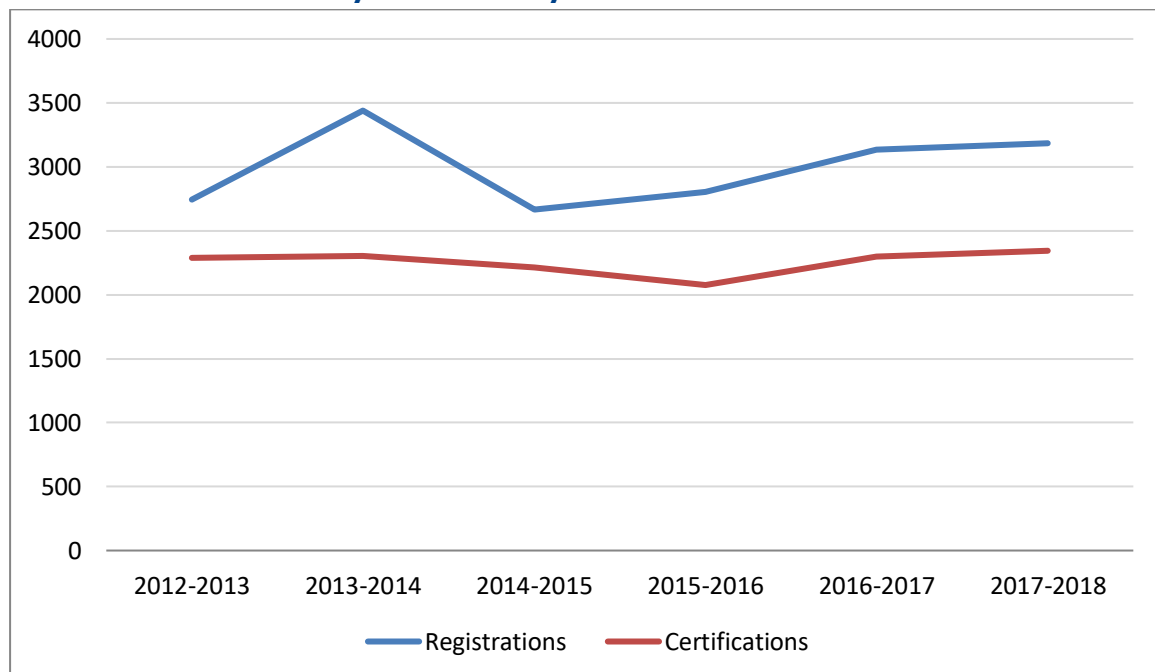


Table 2: Registrations by framework and SCQF Level 2012/13 - 2017/18

| Registrations | | | | | | | |
|----------------------------------|-------------|--------------|-------------|--------------|--------------|--------------|--------------|
| | 2012/13 | 2013/14 | 2014/15 | 2015/16 | 2016/17 | 2017/18 | % Change |
| Adults | | | | | | | |
| Level 6 | 4160 | 4402 | 3953 | 3882 | 3828 | 4082 | -1.9% |
| Level 7 | 2349 | 2987 | 2279 | 2777 | 2967 | 2798 | 19.1% |
| Level 9 | 361 | 499 | 345 | 679 | 619 | 523 | 44.9% |
| Level 10 | 158 | 109 | 213 | 208 | 200 | 187 | 18.4% |
| Total | 7028 | 7997 | 6790 | 7546 | 7614 | 7590 | 8.0% |
| Children and Young People | | | | | | | |
| Level 6 | 184 | 315 | 218 | 156 | 206 | 153 | -16.8% |
| Level 7 | 2302 | 2630 | 2190 | 2307 | 2541 | 2610 | 13.4% |
| Level 9 | 260 | 495 | 258 | 339 | 387 | 422 | 62.3% |
| Total | 2746 | 3440 | 2666 | 2802 | 3134 | 3185 | 16.0% |
| All frameworks | | | | | | | |
| Level 6 | 4344 | 4717 | 4171 | 4038 | 4034 | 4235 | -2.5% |
| Level 7 | 4651 | 5617 | 4469 | 5084 | 5508 | 5408 | 16.3% |
| Level 9 | 621 | 994 | 603 | 1018 | 1006 | 945 | 52.2% |
| Level 10 | 158 | 109 | 213 | 208 | 200 | 187 | 18.4% |
| Total | 9774 | 11437 | 9456 | 10348 | 10748 | 10775 | 10.2% |

Overall all registrations increased by 10.2% from 2012/13 to 2017/18. However, during this period, there was a marked difference in the percentage change between the Adults and the Children and Young People (CYP) framework. The former rose by 8%, whereas the latter rose by 16%.

The higher rise in the CYP framework may be due to an increase in demand for training from support workers in day care of children services as registration with the SSSC became mandatory for them in June 2014 (see appendix 1).

Similarly, we expect Adult SVQ registrations to rise over the next few years as we approach the date of mandatory registration with the SSSC for workers in care at home or housing support services in September 2020.

Table 3: Certifications by framework and SCQF Level 2012/13 - 2017/18

| Certifications | | | | | | | |
|----------------------------------|-------------|-------------|-------------|-------------|-------------|-------------|--------------|
| | 2012/13 | 2013/14 | 2014/15 | 2015/16 | 2016/17 | 2017/18 | % Change |
| Adults | | | | | | | |
| Level 6 | 3704 | 3926 | 2944 | 3217 | 3119 | 3191 | -13.8% |
| Level 7 | 1939 | 2038 | 1884 | 1855 | 2151 | 2152 | 11.0% |
| Level 9 | 367 | 331 | 314 | 263 | 375 | 359 | -2.2% |
| Level 10 | 108 | 78 | 99 | 142 | 166 | 147 | 36.1% |
| Total | 6118 | 6373 | 5241 | 5477 | 5811 | 5849 | -4.4% |
| Children and Young People | | | | | | | |
| Level 6 | 164 | 192 | 164 | 185 | 145 | 117 | -28.7% |
| Level 7 | 1867 | 1873 | 1846 | 1677 | 1917 | 1886 | 1.0% |
| Level 9 | 255 | 241 | 201 | 214 | 239 | 341 | 33.7% |
| Total | 2286 | 2306 | 2211 | 2076 | 2301 | 2344 | 2.5% |
| All frameworks | | | | | | | |
| Level 6 | 3868 | 4118 | 3108 | 3402 | 3264 | 3308 | -14.5% |
| Level 7 | 3806 | 3911 | 3730 | 3532 | 4068 | 4038 | 6.1% |
| Level 9 | 622 | 572 | 515 | 477 | 614 | 700 | 12.5% |
| Level 10 | 108 | 78 | 99 | 142 | 166 | 147 | 36.1% |
| Total | 8404 | 8679 | 7452 | 7553 | 8112 | 8193 | -2.5% |

Though overall there was a small percentage fall in certifications in all frameworks, the movement within each framework was more marked. This was particularly noticeable in the CYP framework where there was decrease of certifications at Level 6 of near 29% and an increase of certifications at Level 9 of near 34%.

Figure 3: Registrations and certifications by framework 2016/17 - 2017/18

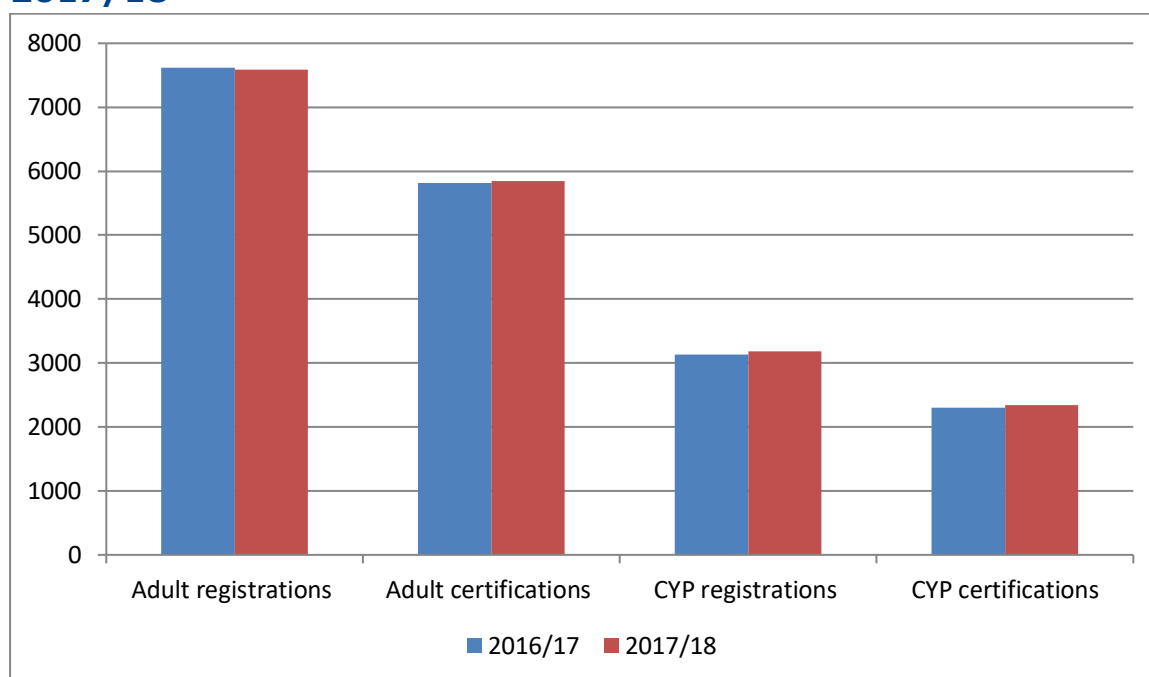


Table 4: Registrations and certifications by framework and SCQF Level 2016/17 - 2017/18

| | Registrations | | % change | Certifications | | % change |
|----------------------------------|---------------|--------------|--------------|----------------|-------------|-------------|
| | 2016/17 | 2017/18 | | 2016/17 | 2017/18 | |
| Adults | | | | | | |
| Level 6 | 3828 | 4082 | 6.6% | 3119 | 3191 | 2.3% |
| Level 7 | 2967 | 2798 | -5.7% | 2151 | 2152 | 0.0% |
| Level 9 | 619 | 523 | -15.5% | 375 | 359 | -4.3% |
| Level 10 | 200 | 187 | -6.5% | 166 | 147 | -11.4% |
| Total | 7614 | 7590 | -0.3% | 5811 | 5849 | 0.7% |
| Children and Young People | | | | | | |
| Level 6 | 206 | 153 | -25.7% | 145 | 117 | -19.3% |
| Level 7 | 2541 | 2610 | 2.7% | 1917 | 1886 | -1.6% |
| Level 9 | 387 | 422 | 9.0% | 239 | 341 | 42.7% |
| Total | 3134 | 3185 | 1.6% | 2301 | 2344 | 1.9% |
| Total | | | | | | |
| Level 6 | 4034 | 4235 | 5.0% | 3264 | 3308 | 1.3% |
| Level 7 | 5508 | 5408 | -1.8% | 4068 | 4038 | -0.7% |
| Level 9 | 1006 | 945 | -6.1% | 614 | 700 | 14.0% |
| Level 10 | 200 | 187 | -6.5% | 166 | 147 | -11.4% |
| Total | 10748 | 10775 | 0.3% | 8112 | 8193 | 1.0% |

Percentage is rounded to 1 decimal place

The Adults framework saw a slight fall of 0.3% of total registrations from 2016/17 to 2017/18 whereas the CYP framework saw a rise of 1.6%, producing an overall rise of 0.3%. The highest fall in registrations was in the CYP framework at Level 6, where we saw a significant fall of nearly 26%.

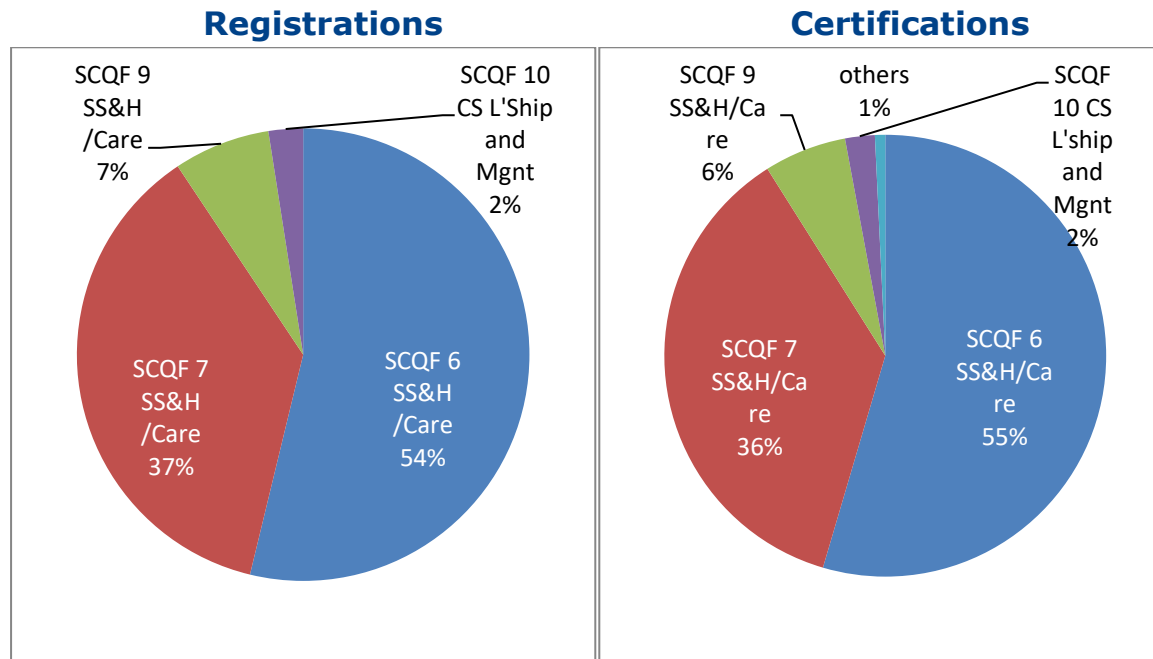
Total certifications rose slightly overall from 2016/17 to 2017/18 by 1%. The CYP framework saw significant proportional increase in Level 9 of nearly 43%, whereas Level 6 fell by just over 19%. The Adult framework saw less change, with a slight rise of just over 2% in Level 6 and a fall of 11.4% in Level 10.

Table 5: SVQ registrations and certifications by framework and SCQF Level 2014/15 – 2017/18

| | Registrations | | | | | Certifications | | | | |
|----------------------------------|---------------|--------------|--------------|--------------|--------------|----------------|-------------|-------------|-------------|--------------|
| | 2014/15 | 2015/16 | 2016/17 | 2017/18 | % change | 2014/15 | 2015/16 | 2016/17 | 2017/18 | % change |
| Adults | | | | | | | | | | |
| Level 6 | 3953 | 3882 | 3828 | 4082 | 3.3% | 2944 | 3217 | 3119 | 3191 | 8.4% |
| Level 7 | 2279 | 2777 | 2967 | 2798 | 22.8% | 1884 | 1855 | 2151 | 2152 | 14.2% |
| Level 9 | 345 | 679 | 619 | 523 | 51.6% | 314 | 263 | 375 | 359 | 14.3% |
| Level 10 | 213 | 208 | 200 | 187 | -12.2% | 99 | 142 | 166 | 147 | 48.5% |
| Total | 6790 | 7546 | 7614 | 7590 | 11.8% | 5241 | 5477 | 5811 | 5849 | 11.6% |
| Children and Young People | | | | | | | | | | |
| Level 6 | 218 | 156 | 206 | 153 | -29.8% | 164 | 185 | 145 | 117 | -28.7% |
| Level 7 | 2190 | 2307 | 2541 | 2610 | 19.2% | 1846 | 1677 | 1917 | 1886 | 2.2% |
| Level 9 | 258 | 339 | 387 | 422 | 63.6% | 201 | 214 | 239 | 341 | 69.7% |
| Total | 2666 | 2802 | 3134 | 3185 | 19.5% | 2211 | 2076 | 2301 | 2344 | 6.0% |
| All frameworks | | | | | | | | | | |
| Level 6 | 4171 | 4038 | 4034 | 4235 | 1.5% | 3108 | 3402 | 3264 | 3308 | 6.4% |
| Level 7 | 4469 | 5084 | 5508 | 5408 | 21.0% | 3730 | 3532 | 4068 | 4038 | 8.3% |
| Level 9 | 603 | 1018 | 1006 | 945 | 56.7% | 515 | 477 | 614 | 700 | 35.9% |
| Level 10 | 213 | 208 | 200 | 187 | -12.2% | 99 | 142 | 166 | 147 | 48.5% |
| Total | 9456 | 10348 | 10748 | 10775 | 13.9% | 7452 | 7553 | 8112 | 8193 | 9.9% |

Part 1b: Registrations and certifications: proportional breakdown by framework, by qualification

Figures 4 and 5: Proportions of Adults registrations and certifications by qualification 2017/18

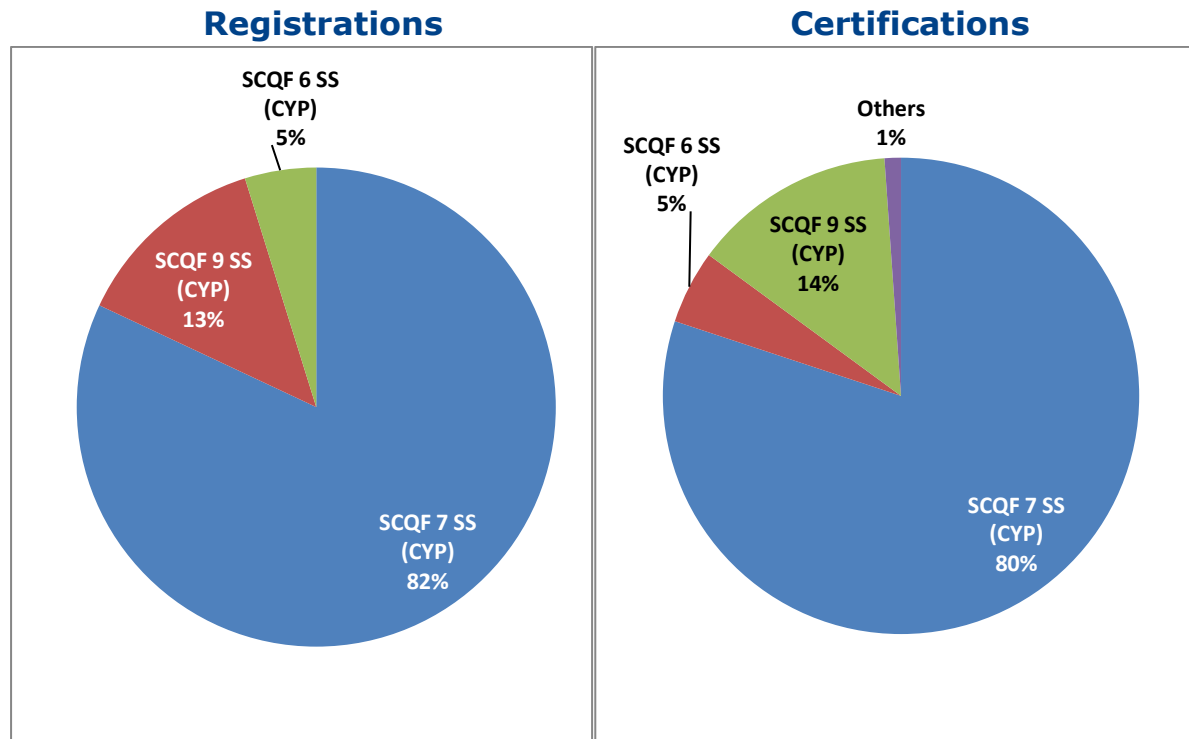


Social Services and Healthcare (SS&H/Care) qualifications altogether accounted for 98% of Adults registrations in 2017/18, with the majority (just over half) at Level 6, followed by 7 and 9. Care Services Leadership and Management (CS L'Ship and Mgnt) Level 9 registrations accounted for the remaining 2% of Adults registrations.

Social Services and Healthcare certifications were very near the figures for registrations with 98% of adult certifications being for Social Services and Healthcare qualifications. There was a small percentage, 1%, of certifications from 'older'

qualifications in Health and Social care. As in the registrations, Care Services Leadership and Management Level 9 accounted for the remaining 2% of Adults certifications.

Figures 6 and 7: Proportions of Children and Young People registrations and certifications by qualification 2017/18



Almost all registrations and certifications were for the Social Services (Children and Young People) in 2017/18, with by far the majority being at level 7.

It is notable that, unlike the Adult Framework, level 7 has a much higher percentage uptake in the CYP framework than level 6. The CYP SCQF level 7 is a required qualification for those registered as a practitioner in a day care of children service.

Part 1c: Modern Apprenticeships as a proportion of Scottish Vocational Qualification (SVQ) activity

In Scotland, Modern Apprenticeships (MAs) provide a waged, work-based learning opportunity, which allows individuals to gain work experience alongside an industry recognised qualification. The SSSC manages the Modern Apprenticeship framework in the social service sector.

Modern Apprenticeships relevant to the sector are set out in table 6 below and they all sit within the Scottish Credit and Qualifications Framework (SCQF).

Table 6: Modern Apprenticeships in the SCQF framework

| SVQ | SCQF Level | Apprenticeship Level |
|---|------------|----------------------|
| Social Services and Healthcare | 6 | Modern |
| Social Services and Healthcare | 7 | Modern |
| Social Services (Children and Young People) | 7 | Modern |
| Children's Care, Learning and Development (certifications only; superseded by Social Services (Children and Young People)) | 7 & 9 | Modern |
| Social Services and Healthcare | 9 | Technical |
| Social Services (Children and Young People) | 9 | Technical |
| Childhood Practice | 9 | Technical |
| Care Services in Leadership and Management | 10 | Professional |

Table 7: MA proportions of total SVQ activity 2016/17 - 2017/18

| | 2016/17 | 2017/18 | change |
|--|--------------|--------------|----------------|
| MA Adults registrations | 1,201 | 1,321 | 10.0% |
| SVQ Adults registrations | 7,614 | 7,590 | -0.3% |
| MA proportion of SVQ Adults registrations | 15.8% | 17.4% | 1.6 pp |
| MA CYP registrations | 1,390 | 1,641 | 18.1% |
| SVQ CYP registrations | 3,134 | 3,185 | 1.6% |
| MA proportion of SVQ CYP registrations | 44.4% | 51.5% | 7.2 pp |
| All MA registrations | 2,591 | 2,962 | 14.3% |
| All SVQ registrations | 10,748 | 10,775 | 0.3% |
| MA proportion of SVQ registrations | 24.1% | 27.5% | 3.4 pp |
| All MA certifications | 1,949 | 1,909 | -2.1% |
| All SVQ certifications | 8,112 | 8,193 | 1.0% |
| MA proportion of SVQ certifications | 24.0% | 23.3% | -0.7 pp |

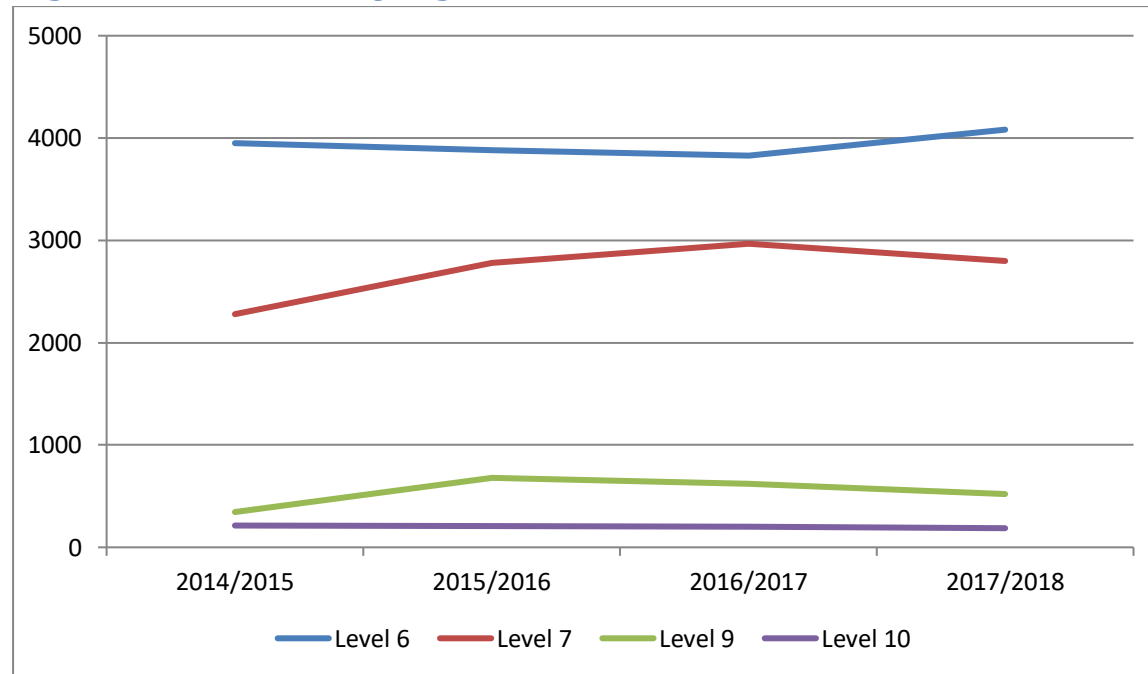
pp= percentage point(s). NB Due to statistical rounding, the pp change may not be the difference between the proportions.

There has been a 10% rise in Modern Apprenticeship registrations in the Adult Framework and an 18% rise in the CYP Framework.

This may be due to the Modern Apprenticeship Levy, which was introduced in April 2017, a scheme in which the Scottish Government helps pay towards the cost of Modern Apprenticeships, with the funds being raised on a levy paid by employers with a pay bill of over £3 million each year.

Part 2a: Annual trends in registrations and certifications by framework and level

Figure 8: Adults SVQ registrations 2014/2015 - 2017/18

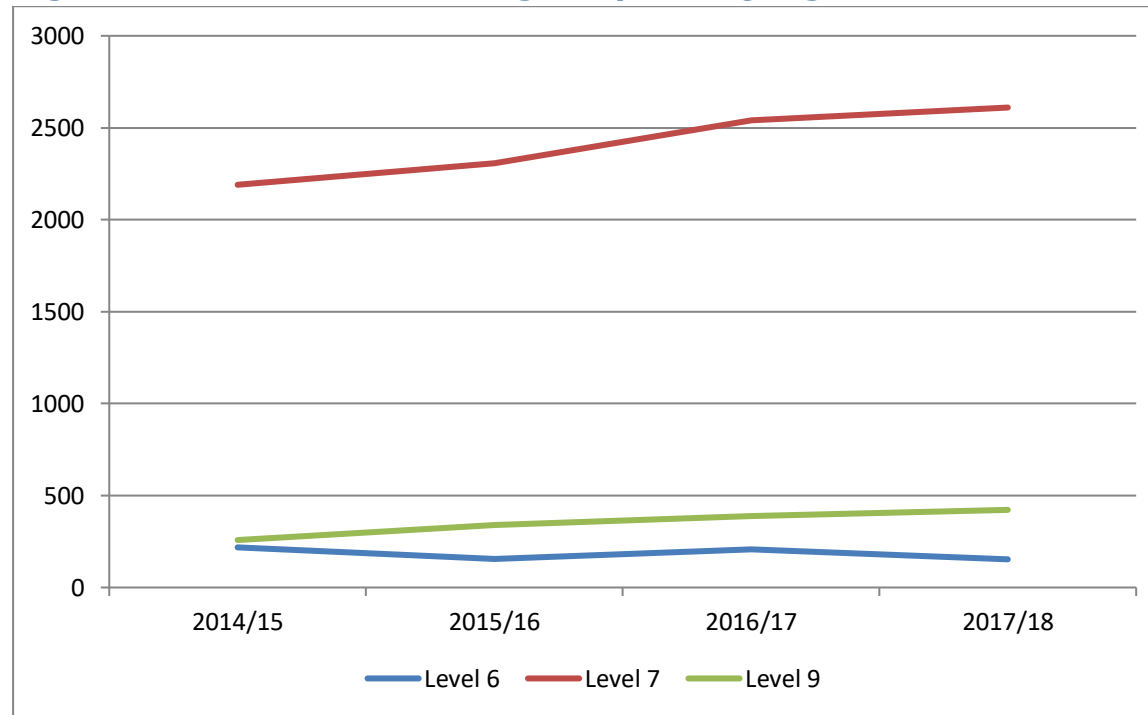


The average proportions of total Adults registrations for the three levels over the reporting period are as follows:

- Level 6 registrations 53%
- Level 7 registrations 37%
- Level 9 registrations 7%
- Level 10 registrations 3%.

Level 7 and level 9 showed a slight downward trend in the year 2017/2018, however the number of registrations for all levels have increased since 2014/15.

Figure 9: Children and Young People SVQ registrations 2014/15 - 2017/18

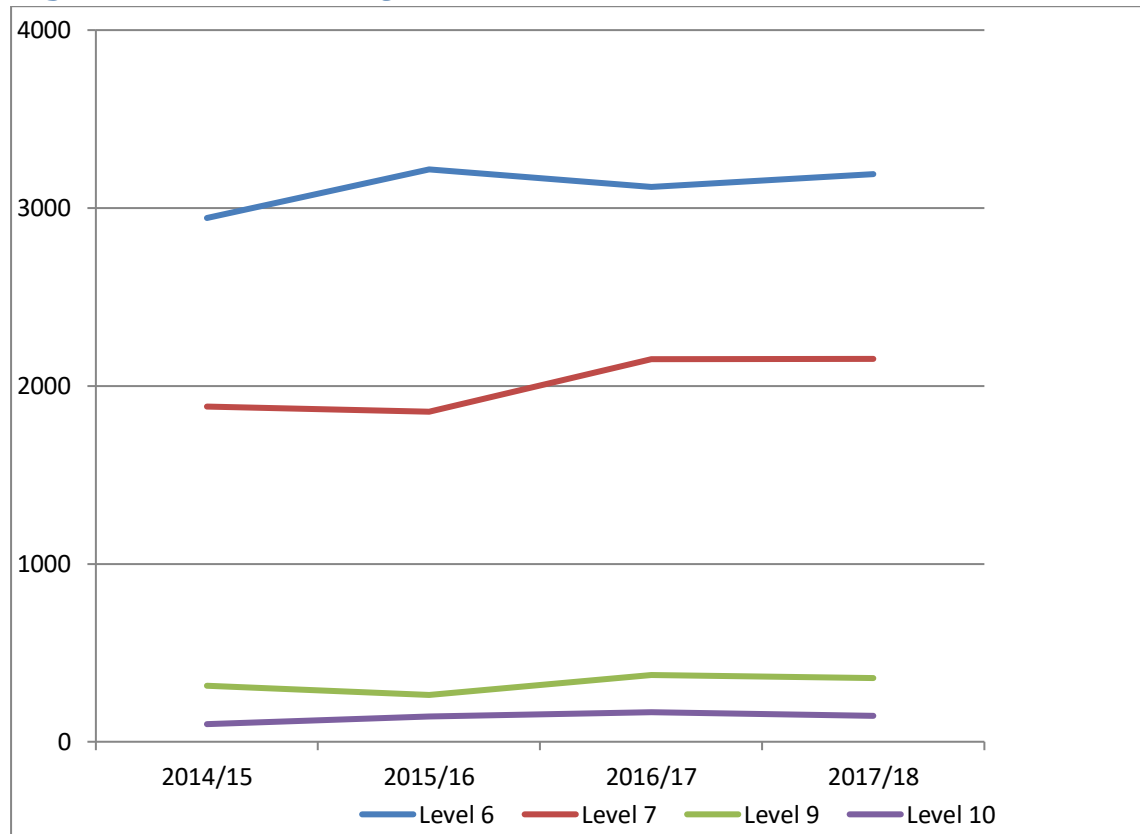


The average proportions of total CYP registrations for the three levels over the reporting period are as follows:

- Level 6 registrations 6%
- Level 7 registrations 82%
- Level 9 registrations 12%.

Level 6 shows a downward trend over the reporting period, while levels 7 and 9 show an upward trend.

Figure 10 Adults SVQ certifications 2014/15 - 2017/18

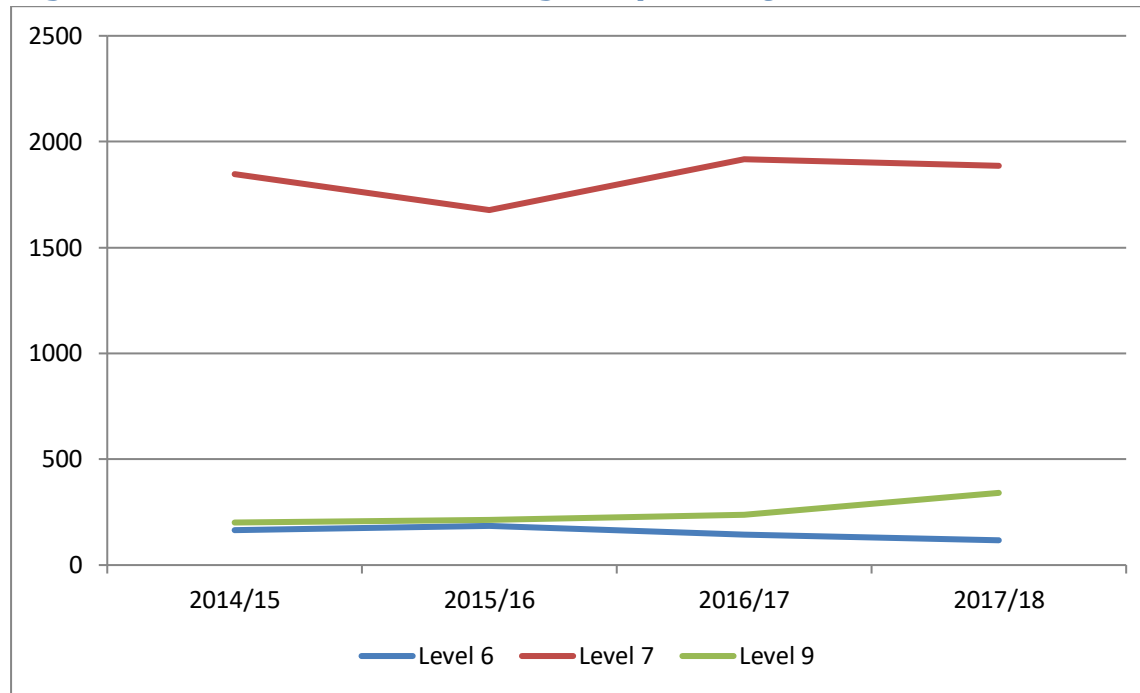


The average proportions of total Adults certification for the three levels over the reporting period are as follows:

- Level 6 certifications 56%
- Level 7 certifications 36%
- Level 9 certifications 6%
- Level 10 certifications 2%.

All levels show an upward trend over the whole reporting period. But level 6 showed an increase in 2015/16 compared to levels 7 and 9 which both showed a dip in the 2015/16 period.

Figure 11: Children and Young People SVQ certifications 2014/2015 - 2017/2018



The average proportions of total CYP certification for the three levels over the reporting period are as follows:

- Level 6 certifications 7%
- Level 7 certifications 82%
- Level 9 certifications 11%.

Level 7 dipped during 2015/16 but then increased over 16/17 with a slight decrease in 17/18. Level 6 certifications decreased over the reporting period, while level 9 certifications increased.

Part 2b: Annual trends in Modern Apprenticeships as a proportion of SVQ activity

Table 8: MA proportions of total SVQ activity 2014/15-2017/18

| | 2014/15 | 2015/16 | 2016/17 | 2017/18 |
|--|------------|------------|------------|------------|
| MA Adults registrations | 1,064 | 1,190 | 1,201 | 1,321 |
| SVQ Adults registrations | 6,790 | 7,546 | 7,614 | 7,590 |
| MA proportion of SVQ Adults registrations | 16% | 16% | 16% | 17% |
| MA CYP registrations | 1,209 | 1,450 | 1,390 | 1,641 |
| SVQ CYP registrations | 2,666 | 2,802 | 3,134 | 3,185 |
| MA proportion of SVQ CYP registrations | 45% | 52% | 44% | 52% |
| All MA registrations | 2,273 | 2,640 | 2,591 | 2,962 |
| All SVQ registrations | 9,456 | 10,348 | 10,748 | 10,775 |
| MA proportion of SVQ registrations | 24% | 26% | 24% | 27% |
| All MA certifications | 1,808 | 1,782 | 1,949 | 1,909 |
| All SVQ certifications | 7,452 | 7,553 | 8,112 | 8,193 |
| MA proportion of SVQ certifications | 24% | 24% | 24% | 23% |

The proportion of SVQ registrations that are Modern Apprenticeships increased in the Adults and the CYP frameworks between 2014/15 and 2017/18. It is notable that the increase was much more marked in the CYP framework where there was an increase of 7 percentage points. It is also notable that Modern Apprenticeships accounted for over half of all registrations in the CYP Framework in 2017/18.

The Modern Apprenticeship share of SVQ certifications over the same period has fallen slightly from 24% to 23%. It is notable that all SVQ registrations and certifications have increased every year from 2014/15 to 2017/18.

Appendices

Appendix 1: SSSC Registrants qualification conditions (as at 03/12/2018)

| Part of the Register | Date required registration commenced | SSSC registrants | Percentage with a qualification condition % |
|--|--------------------------------------|------------------|---|
| Social Workers | Sep-2005 | 10647 | 0.00 |
| Social work students | May-2004 | 1841 | 0.00 |
| SCSWIS Authorised Officers | Mar-2010 | 283 | 37.5 |
| Managers of Residential Child Care Services | Sep-2009 | 399 | 29.1 |
| Residential Child Care Workers with supervisory responsibilities | Sep-2009 | 835 | 32.3 |
| All other Residential Child Care Workers | Sep-2009 | 6424 | 43.7 |
| Managers of Adult Day Care Services | Nov-2009 | 392 | 28.8 |
| Managers of Care home Services for Adults | Nov-2009 | 689 | 37.9 |
| Supervisors of Care Home Service for Adults | Mar-2012 | 3822 | 55.3 |
| Practitioners of Care Home Service for Adults | Mar-2013 | 5711 | 38.4 |
| Support Workers of Care Home Service for Adults | Sep-2015 | 31033 | 65.2 |
| Managers of Day Care of Children Services | Nov-2010 | 2565 | 61.2 |
| Practitioners in Day Care of Children Services | Sep-2011 | 25771 | 17.5 |
| Support workers of Day Care of Children Services | Jun-2014 | 7146 | 56.9 |
| Managers of a Residential School Care Accommodation | Nov-2012 | 10 | 20.0 |

| | | | |
|--|----------|---------------|-------------|
| Supervisors of a Residential School Care Accommodation | Apr-2013 | 23 | 17.4 |
| Workers of a Residential School Care Accommodation | Nov-2013 | 318 | 36.2 |
| Managers of a Housing Support Service | Jan-2014 | 1466 | 40.3 |
| Supervisors of a Housing Support Service | Jun-2017 | 3863 | 57.7 |
| Workers in a Housing Support Service | Sep-2020 | 19319 | 58.5 |
| Managers of a Care at Home Service | Jan-2014 | 1315 | 45.3 |
| Supervisors of a Care at Home Service | Jun-2017 | 3832 | 60.3 |
| Workers of a Care at Home Service | Sep-2020 | 21525 | 62.5 |
| Total Figures | | 149229 | 46.2 |

Number of unique individuals on register: 122,529

Appendix 2: Registrations and certifications by level and qualification 2014/15 - 2017/18

| ADULTS | | Registrations | | | | Certifications | | | |
|---------------------------|--|----------------------|----------------|----------------|----------------|-----------------------|----------------|----------------|----------------|
| | Qualification | 2014/15 | 2015/16 | 2016/17 | 2017/18 | 2014/15 | 2015/16 | 2016/17 | 2017/18 |
| Level 6 | Health and Social Care | 106 | 16 | - | - | 1987 | 310 | 0 | 0 |
| | SVQ2 Social Services and Healthcare | 3847 | 3866 | 3828 | 4082 | 957 | 2907 | 3119 | 3191 |
| Level 6 sub-total | | 3953 | 3882 | 3828 | 4082 | 2944 | 3217 | 3119 | 3191 |
| Level 7 | Health and Social Care (Adults) | 84 | 30 | 16 | 7 | 1566 | 465 | 94 | 18 |
| | Work with Offending Behaviour | 7 | 2 | 1 | 13 | 3 | 8 | 2 | 0 |
| | Work with Victims, Survivors and Witnesses | 5 | 3 | 0 | 0 | 1 | 8 | 4 | 0 |
| | Community Justice | 1 | 2 | 0 | 0 | 2 | 0 | 1 | 0 |
| | SVQ3 Social Services and Healthcare | 2182 | 2740 | 2950 | 2778 | 312 | 1374 | 2050 | 2134 |
| Level 7 sub-total | | 2279 | 2777 | 2967 | 2798 | 1884 | 1855 | 2151 | 2152 |
| Level 9 | Health and Social Care (Adults) | 31 | 12 | 6 | 2 | 284 | 96 | 35 | 6 |
| | SVQ4 Social Services and Healthcare | 314 | 667 | 613 | 521 | 30 | 167 | 340 | 353 |
| Level 9 sub-total | | 345 | 679 | 619 | 523 | 314 | 263 | 375 | 359 |
| Level 10 | Leadership and Management for Care Services | 195 | 14 | 8 | 0 | 99 | 114 | 52 | 20 |
| | SVQ4 Care Services Leadership and Management | 18 | 194 | 192 | 187 | 0 | 28 | 114 | 127 |
| Level 10 sub-total | | 213 | 208 | 200 | 187 | 99 | 142 | 166 | 147 |
| Year total | | 6790 | 7546 | 7614 | 7590 | 5241 | 5477 | 5811 | 5849 |

| CHILDREN and YOUNG PEOPLE | | Registrations | | | | Certifications | | | |
|----------------------------------|---|----------------------|----------------|----------------|----------------|-----------------------|----------------|----------------|----------------|
| | Qualification | 2014/15 | 2015/16 | 2016/17 | 2017/18 | 2014/15 | 2015/16 | 2016/17 | 2017/18 |
| Level 6 | Children's Care Learning and Development | 4 | 0 | 0 | 0 | 140 | 14 | 2 | 0 |
| | SVQ2 Social Services (Children and Young People) | 214 | 156 | 206 | 153 | 24 | 171 | 143 | 117 |
| Level 6 sub-total | | 218 | 156 | 206 | 153 | 164 | 185 | 145 | 117 |
| Level 7 | Children's Care Learning and Development | 25 | 11 | 2 | 2 | 1320 | 288 | 41 | 4 |
| | Youth Justice | 0 | 0 | 0 | 0 | 0 | 0 | 0 | 1 |
| | Health and Social Care (Children and Young People) | 26 | 13 | 3 | 1 | 371 | 134 | 22 | 4 |
| | SVQ3 Social Services (Children and Young People) | 2139 | 2283 | 2536 | 2607 | 155 | 1255 | 1854 | 1877 |
| Level 7 sub-total | | 2190 | 2307 | 2541 | 2610 | 1846 | 1677 | 1917 | 1886 |
| Level 9 | Children's Care Learning and Development | 6 | 1 | 0 | 2 | 124 | 76 | 13 | 6 |
| | Health and Social Care (Children and Young People) | 3 | 4 | 1 | 0 | 66 | 36 | 8 | 11 |
| | SVQ4 Social Services (Children and Young People) | 249 | 334 | 386 | 420 | 11 | 102 | 218 | 324 |
| Level 9 sub-total | | 258 | 339 | 387 | 422 | 201 | 214 | 239 | 341 |
| Year total | | 2666 | 2802 | 3134 | 3185 | 2211 | 2076 | 2301 | 2344 |

Appendix 3: List of relevant qualifications

| Adults | Children and Young People |
|---|---|
| Level 6 | |
| Social Services and Healthcare *Health and Social Care | Social Services (Children and Young People) *Children's Care Learning and Development |
| Level 7 | |
| Work with Offending Behaviour Work with Victims, Survivors and Witnesses Community Justice Social Services and Healthcare HNC Social Services *Health and Social Care (Adults) | Social Services (Children and Young People) *Health and Social Care (Children and Young People) *Children's Care Learning and Development) Youth Justice |
| Level 9 | |
| Social Services and Healthcare *Health and Social Care (Adults) | Social Services (Children and Young People) Youth Justice *Health and Social Care (Children and Young People) *Children's Care Learning and Development |
| Level 10 | |
| Care Services Leadership and Management *Leadership and Management for Care Services | |

* These older qualifications were superseded in 2014 by the new equivalents. However, the old qualifications still saw some awards activity and some of them also saw small numbers of entries in 2017/18. Please note we have listed all relevant qualifications here, including ones which didn't have any activity during the reporting period.

Appendix 4: Mapping between 'old' pre-2014 qualifications and their new equivalents

| Old | New |
|---|---|
| Level 6 Health and Social Care (Adults) | Level 6 Social Services and Healthcare |
| Level 7 Health and Social Care (Adults) | Level 7 Social Services and Healthcare |
| Level 9 Health and Social Care (Adults) | Level 9 Social Services and Healthcare |
| Level 6 Children's Care Learning and Development | Level 6 Social Services (Children and Young People) |
| Level 7 Children's Care Learning and Development | Level 7 Social Services (Children and Young People) |
| Level 9 Children's Care Learning and Development | Level 9 Social Services (Children and Young People) |
| Level 7 Health and Social Care (Children and Young People) | Level 7 Social Services (Children and Young People) |
| Level 9 Health and Social Care (Children and Young People) | Level 9 Social Services (Children and Young People) |
| Level 10 Leadership and Management for Care Services | Level 10 Care Services Leadership and Management |

If you have any enquiries about this report please contact:

Zara Gall
Workforce Intelligence Team
Scottish Social Services Council
Compass House, 11 Riverside Drive, Dundee DD1 4NY
Tel: 01382 207135
Fax: 01382 207215
Email: zara.gall@sssc.uk.com

If you have general enquiries about the SSSC's workforce intelligence publications please contact:

Mike Docherty
Workforce Intelligence Manager
Scottish Social Services Council
Compass House, 11 Riverside Drive, Dundee DD1 4NY
Tel: 01382 207266
Fax: 01382 207215
Email: mike.docherty@sssc.uk.com



SSSC

Scottish Social Services Council

Compass House

11 Riverside Drive

Dundee

DD1 4NY

Telephone: 0345 60 30 891/01382 207101

Fax: 01382 207215

Email: enquiries@sssc.uk.com

www.sssc.uk.com

If you would like to request this document in another format please contact the SSSC on 01382 207101.

© Scottish Social Services Council 2019